


Specification		Code:460-6200
Nominal Voltage	12V	
Nominal Capacity(8HR)	40.0AH	
Dimension	Length	277±2mm (10.91 inches)
	Width	106±1mm (4.17 inches)
	Container Height	222±2mm (8.74 inches)
	Total Height (with Terminal)	222±2mm (8.74 inches)
Approx Weight	Approx 14.6 Kg (32.2 lbs)	
Terminal	T6	
Container Material	ABS	
Rated Capacity	44.0AH/2.20A	(20hr, 1.80V/cell, 25°C/77°F)
	41.5AH/4.15A	(10hr, 1.80V/cell, 25°C/77°F)
	40.0AH/5.00A	(8hr, 1.80V/cell, 25°C/77°F)
	37.8AH/7.56A	(5hr, 1.75V/cell, 25°C/77°F)
	27.7AH/27.7A	(1hr, 1.67V/cell, 25°C/77°F)
Max. Discharge Current	400A (5s)	
Internal Resistance	Approx 9.0mΩ	
Operating Temp. Range	Discharge	-15~50°C (5~122°F)
	Charge	0~40°C (32~104°F)
	Storage	-15~40°C (5~104°F)
Nominal Operating Temp. Range	25±3°C (77±5°F)	
Cycle Use	Initial Charging Current less than 12.0A. Voltage	
	14.4V~15.0V at 25°C(77°F)Temp. Coefficient -30mV/°C	
Standby Use	No limit on Initial Charging Current Voltage	
	13.5V~13.8V at 25°C(77°F)Temp. Coefficient -20mV/°C	
Capacity affected by Temperature	40°C (104°F)	103%
	25°C (77°F)	100%
	0°C (32°F)	86%
Self Discharge	CT series batteries may be stored for up to 6 months at 25°C(77°F) and then a freshening charge is required. For higher temperatures the time interval will be shorter.	



### Applications

- ◆ For standard 19 inches or 23 inches power cabinets
- ◆ Network connection equipment of communication system
- ◆ Power system of special network or local area network
- ◆ UPS, standby power supply
- ◆ Power station systems
- ◆ Railway and marine systems



### Constant Current Discharge (Amperes) at 25 °C (77°F)

F.V/Time	10min	15min	20min	30min	45min	1h	2h	3h	4h	5h	6h	8h	10h	20h
1.85V/cell	69.6	58.0	49.8	39.0	30.3	24.6	14.7	10.6	8.48	7.02	6.11	4.76	3.97	2.10
1.80V/cell	78.9	64.6	55.1	42.7	32.6	26.3	15.5	11.2	8.93	7.39	6.42	5.00	4.15	2.20
1.75V/cell	86.6	69.9	58.8	44.9	33.8	27.2	15.8	11.4	9.15	7.56	6.52	5.06	4.20	2.23
1.70V/cell	92.6	73.7	61.1	46.2	34.6	27.6	15.9	11.5	9.21	7.60	6.60	5.13	4.24	2.25
1.67V/cell	95.8	75.5	62.4	46.8	34.7	27.7	16.1	11.6	9.28	7.68	6.68	5.20	4.28	2.26
1.60V/cell	100.7	78.4	65.2	48.0	35.6	28.4	16.3	11.8	9.48	7.88	6.80	5.32	4.36	2.27

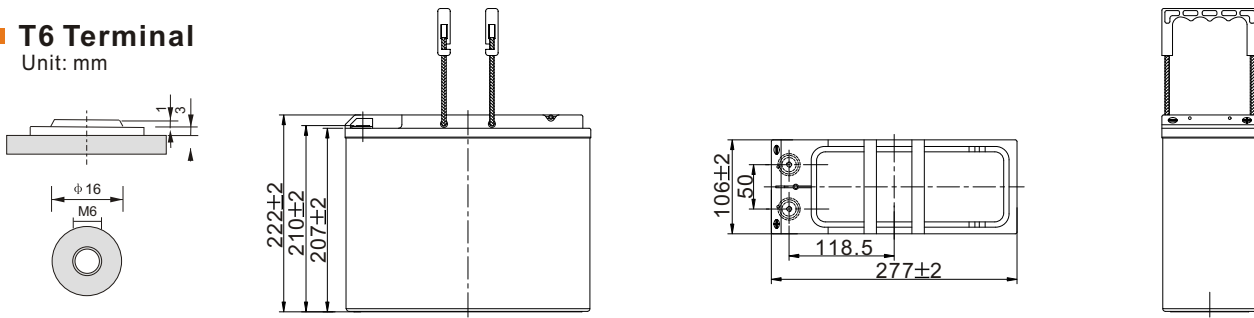
### Constant Power Discharge (Watts) at 25 °C (77°F)

F.V/Time	10min	15min	20min	30min	45min	1h	2h	3h	4h	5h	6h	8h	10h	20h
1.85V/cell	129.9	109.4	94.8	75.2	58.8	48.0	28.8	20.8	16.8	13.9	12.1	9.49	7.94	4.21
1.80V/cell	145.5	120.3	103.4	81.0	62.8	50.9	30.2	22.0	17.5	14.6	12.7	9.94	8.29	4.39
1.75V/cell	157.2	128.6	109.3	84.4	64.5	52.5	30.6	22.3	17.9	14.8	12.9	10.0	8.37	4.45
1.70V/cell	164.4	133.6	112.9	86.4	65.8	53.0	30.8	22.4	18.0	14.9	13.0	10.2	8.45	4.48
1.67V/cell	169.5	136.3	114.7	87.3	66.0	53.1	31.0	22.5	18.1	15.0	13.1	10.3	8.51	4.50
1.60V/cell	173.2	138.8	118.2	88.4	66.8	54.0	31.3	22.9	18.4	15.4	13.3	10.5	8.66	4.52

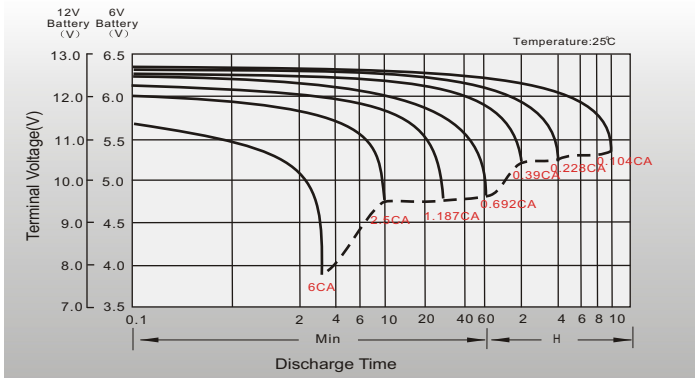
# Dimensions

## T6 Terminal

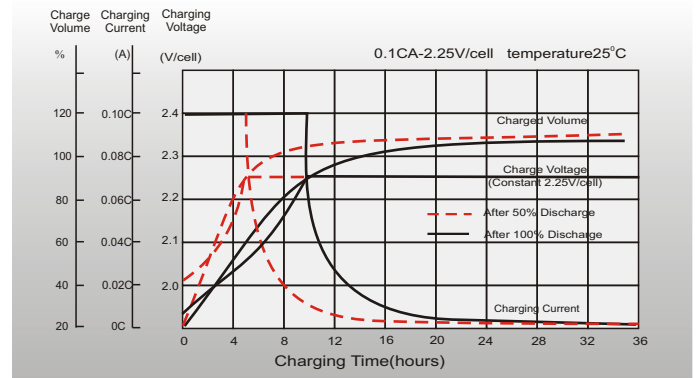
Unit: mm



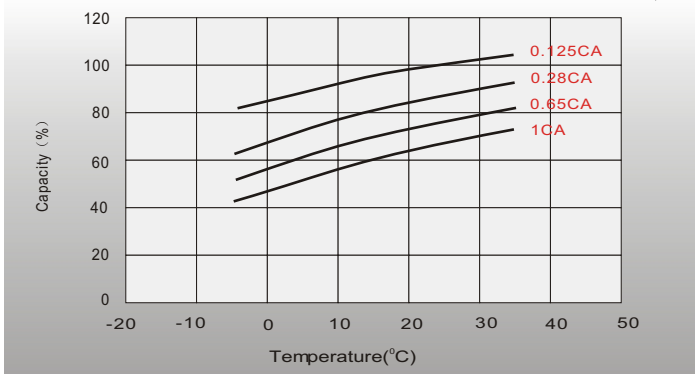
## Discharge Characteristics



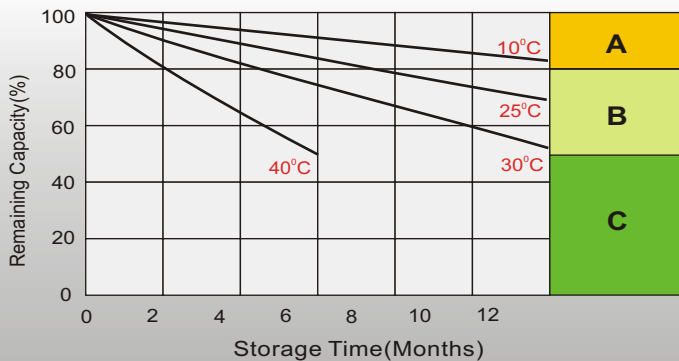
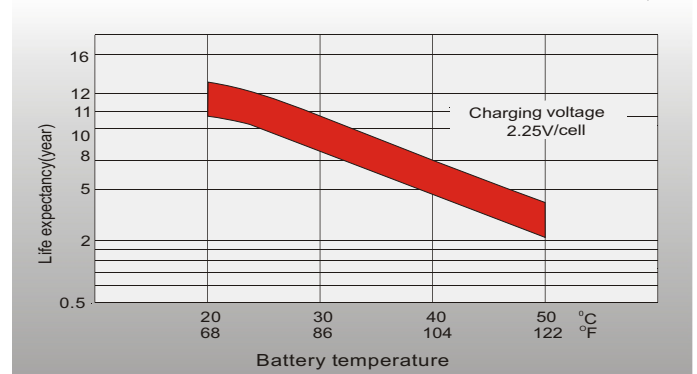
## Float Charging Characteristics



## Temperature Effects in Relation to Battery Capacity



## Effect of Temperature on Long Term Float Life



## Self Discharge Characteristics

- A** No supplementary charge required  
(Carry out supplementary charge before use if 100% capacity is required.)
- B** Supplementary charge required before use. Optional charging way as below:
  1. Charged for above 3 days at limited current 0.25CA and constant volatge 2.25V/cell.
  2. Charged for above 20hours at limited current 0.25CA and constant volatge 2.45V/cell.
  3. Charged for 8~10hours at limited current 0.05CA .
- C** Supplementary charge may often fail to recover the capacity.  
The battery should never be left standing till this is reached.