

Specification		Code:460-6230
Nominal Voltage	12V	
Nominal Capacity(10HR)	125.0AH	
Dimension	Length	552±3mm (21.7 inches)
	Width	110±2mm (4.33 inches)
	Container Height	288±3mm (11.33 inches)
	Total Height (with Terminal)	288±3mm (11.33 inches)
	Approx Weight	Approx 41.5 Kg (91.5 lbs)
Terminal	T6-A	
Container Material	ABS	
Rated Capacity	132.4 AH/6.62A	(20hr, 1.80V/cell, 25°C/77°F)
	125.0 AH/12.5A	(10hr, 1.80V/cell, 25°C/77°F)
	119.2 AH/14.9A	(8hr, 1.80V/cell, 25°C/77°F)
	108.5 AH/21.7A	(5hr, 1.75V/cell, 25°C/77°F)
	80.1 AH/80.1A	(1hr, 1.67V/cell, 25°C/77°F)
Max. Discharge Current	1100A (5s)	
Internal Resistance	Approx 4.5mΩ	
Operating Temp. Range	Discharge	-15~50°C (5~122°F)
	Charge	0~40°C (32~104°F)
	Storage	-15~40°C (5~104°F)
Nominal Operating Temp. Range	25±3°C (77±5°F)	
Cycle Use	Initial Charging Current less than 37.5A. Voltage 14.4V~15.0V at 25°C(77°F)Temp. Coefficient -30mV/°C	
	Standby Use No limit on Initial Charging Current Voltage 13.5V~13.8V at 25°C(77°F)Temp. Coefficient -20mV/°C	
Capacity affected by Temperature	40°C (104°F)	103%
	25°C (77°F)	100%
	0°C (32°F)	86%
Self Discharge	CT series batteries may be stored for up to 6 months at 25°C(77°F) and then a freshening charge is required. For higher temperatures the time interval will be shorter.	



Applications

- ◆ For standard 19 inches or 23 inches power cabinets
- ◆ Network connection equipment of communication system
- ◆ Power system of special network or local area network
- ◆ UPS, standby power supply
- ◆ Power station systems
- ◆ Railway and marine systems



Constant Current Discharge (Amperes) at 25 °C (77°F)

F.V/Time	10min	15min	20min	30min	45min	1h	2h	3h	4h	5h	6h	8h	10h	20h
1.85V/cell	180.8	159.0	141.6	114.6	88.4	71.8	42.4	31.0	24.9	20.9	18.1	14.4	12.0	6.33
1.80V/cell	210.0	180.0	157.2	123.9	93.3	75.1	43.9	32.2	25.6	21.5	18.5	14.9	12.5	6.62
1.75V/cell	231.8	195.2	167.7	129.6	96.7	77.4	44.9	32.7	26.0	21.7	18.8	15.1	12.6	6.68
1.70V/cell	246.8	205.4	174.0	133.4	98.7	78.6	45.6	33.1	26.3	22.0	19.1	15.3	12.8	6.73
1.67V/cell	258.0	214.0	178.8	136.0	100.8	80.1	46.2	33.4	26.6	22.3	19.3	15.4	12.9	6.77
1.60V/cell	269.3	220.0	183.0	138.3	102.4	81.4	46.8	33.8	26.9	22.5	19.4	15.6	13.0	6.80

Constant Power Discharge (Watts/cell) at 25 °C (77°F)

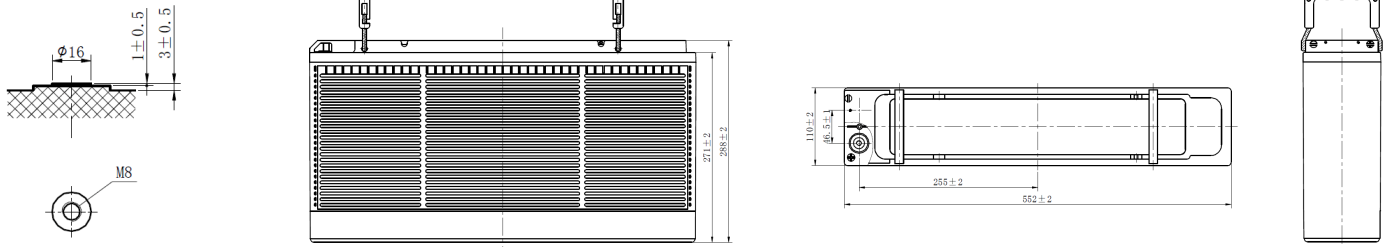
F.V/Time	10min	15min	20min	30min	45min	1h	2h	3h	4h	5h	6h	8h	10h	20h
1.85V/cell	337.5	299.9	269.7	220.6	171.7	139.8	83.3	61.1	49.1	41.3	35.9	28.6	23.9	12.7
1.80V/cell	387.6	335.0	295.1	235.0	179.9	145.6	85.6	63.0	50.4	42.3	36.7	29.5	24.9	13.2
1.75V/cell	420.9	358.7	311.8	243.8	184.5	149.3	87.3	63.7	50.9	42.7	37.1	29.9	25.2	13.3
1.70V/cell	438.1	372.3	321.2	249.6	187.7	151.3	88.3	64.5	51.5	43.0	37.5	30.3	25.4	13.4
1.67V/cell	456.3	386.4	328.7	253.9	191.2	153.8	89.4	64.9	51.9	43.5	37.8	30.5	25.6	13.5
1.60V/cell	463.1	389.4	331.6	254.9	192.0	154.6	89.6	65.2	52.1	43.8	38.0	30.7	25.8	13.5



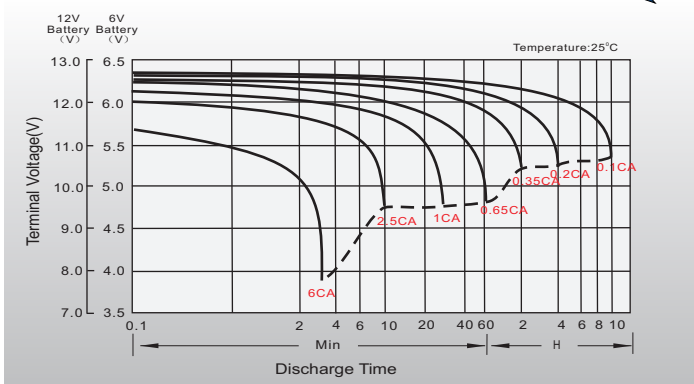
Dimensions

T6-A Terminal

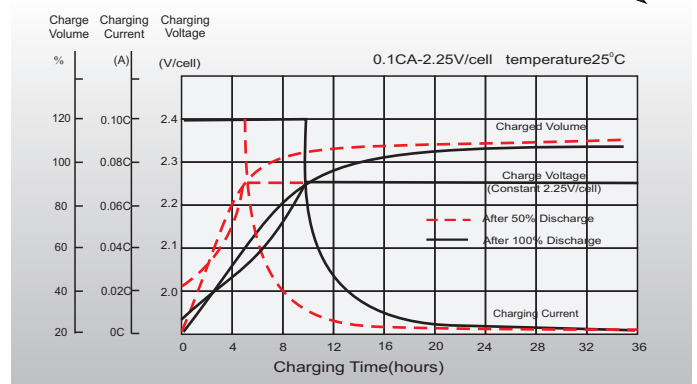
Unit: mm



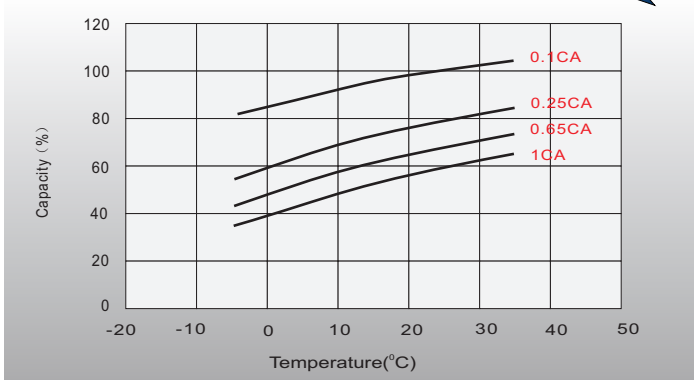
Discharge Characteristics



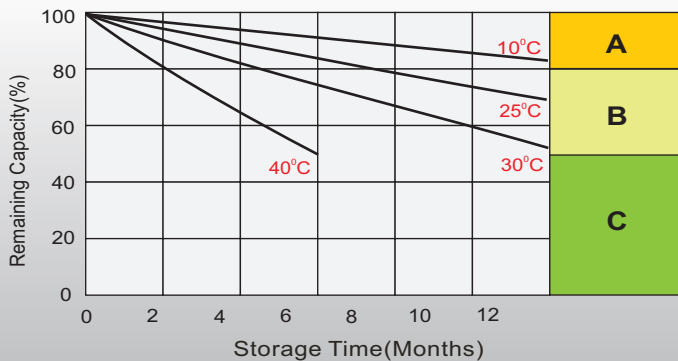
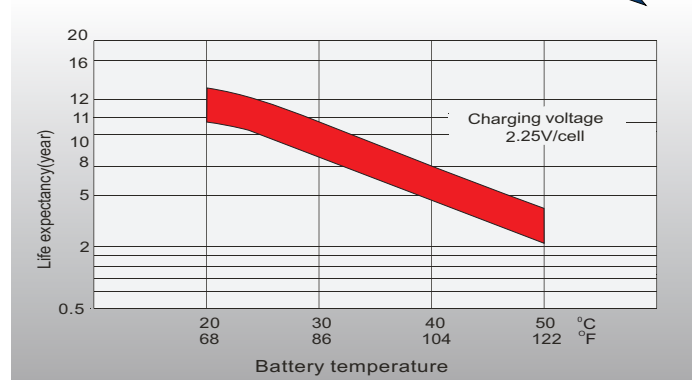
Float Charging Characteristics



Temperature Effects in Relation to Battery Capacity



Effect of Temperature on Long Term Float Life



Self Discharge Characteristics

- A** No supplementary charge required
(Carry out supplementary charge before use if 100% capacity is required.)
- B** Supplementary charge required before use. Optional charging way as below:
 1. Charged for above 3 days at limited current 0.25CA and constant volatge 2.25V/cell.
 2. Charged for above 20hours at limited current 0.25CA and constant volatge 2.45V/cell.
 3. Charged for 8~10hours at limited current 0.05CA .
- C** Supplementary charge may often fail to recover the capacity.
The battery should never be left standing till this is reached.